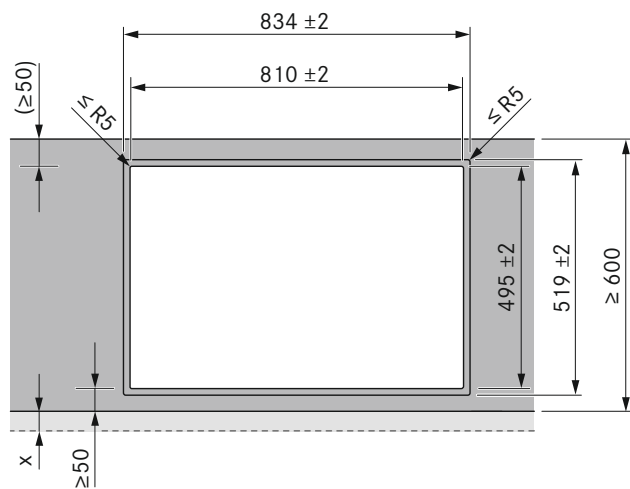
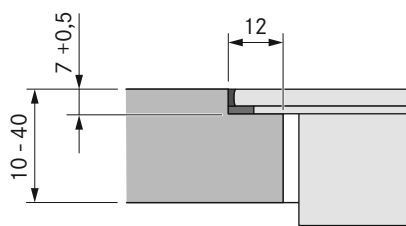
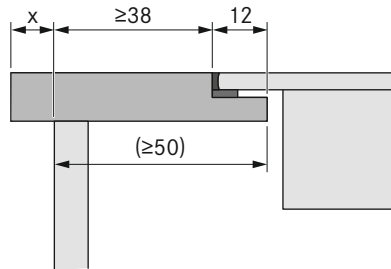


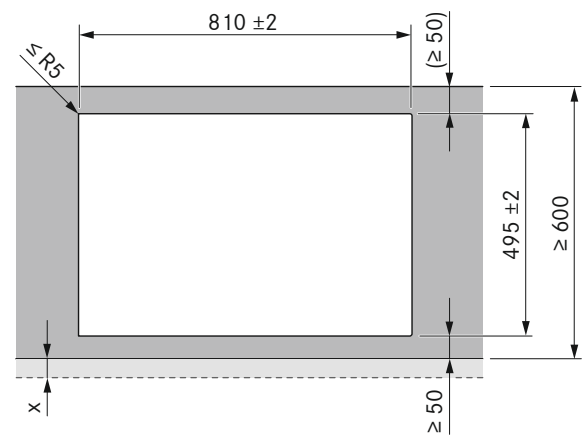
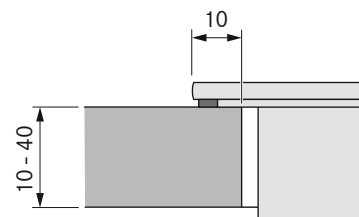
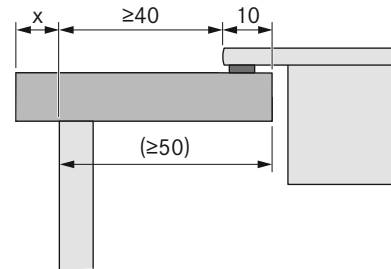
Cut-out dimensions

BORA X Pure PUXA/PUXU

Flush installation



Surface mounting (with or without cooktop frame)



Important planning instructions:

- All dimensions from the front edge of the front cover.
- Cut-out dimensions tolerance ± 2 mm.
- Please note the worktop manufacturer's instructions with regard to the suitability of the worktop. Worktop cut-outs must be moisture-sealed using suitable means or, where necessary, fitted with a thermal insulator (e.g. in the case of Corian or HiMacs worktops).
- Clearance of 2 mm should be planned around the built-in appliances.